

RETHINKING HOW WE RECHARGE.

The only EV charging solution powered by digital circuit breakers.

80A Product Data & Specifications



A PERFECT EV CHARGING EXPERIENCE. GUARANTEED.

The safest, most reliable, and scalable EV charging solution available on the market.

Say Hello to Digital.

Powered by a software-defined, highly secure, and fastest digital circuit breaker in the world.

The Future is Scalable.


Full range of programmable level 2 charging from 1.4 kW to 19.2 kW, future-proofing your solution.

Fundamental Efficiencies.

Dynamic energy management balances the full building load, putting control back in your hands.

The New Standard.

Built-in real-time diagnostics, reporting, dynamic energy management, and EV charging asset management ensure the highest performance and reliability.



ALPHA WATER & POWER

E: sales@awp.energy

P: (432) 847-2938

awp.energy

General Specifications



	Single Port	Dual Port
POWER SPECIFICATIONS		
Output Power (kW)	1.4 - 19.2	1.4 - 19.2 / each
Output Amperage (A)	6 - 80 (software controlled)	
Circuit Breaker Options (A)	15 - 100 (software controlled)	
Number of Outputs - Power Cabinet (Panel)	2 - 6	
Input / Output Nominal Voltage	208VAC - 240VAC	
Max Input Current - Power Cabinet (Panel)	277A	
Max Overcurrent Protection - Power Cabinet (Panel)	350A/400A 3 pole (Non-GFCI)	
Input / Output Frequency	60Hz	
Input Wiring Scheme - Power Cabinet (Panel)	3 phase 3-wire (L1, L2, L3, GND)	
Input Wiring Scheme - Dispenser	1 phase 2-wire (L1, L2, GND)	1 phase 2-wire (L1 x2, L2 x 2, GND)
Power Measurement Accuracy	Per Port with +/-3V and +/-1A	
Surge Protection	6kV	
FUNCTIONAL SPECIFICATIONS		
Charge Connector Type	SAE J1772	
Charge Cable Length	18' & 25' available	
Demand Response / Energy Management	IP Meter connection for Dynamic Load management; Open ADR	
Status Indicator (Ready, Charging, Fault)	LED	

General Specifications

Continued



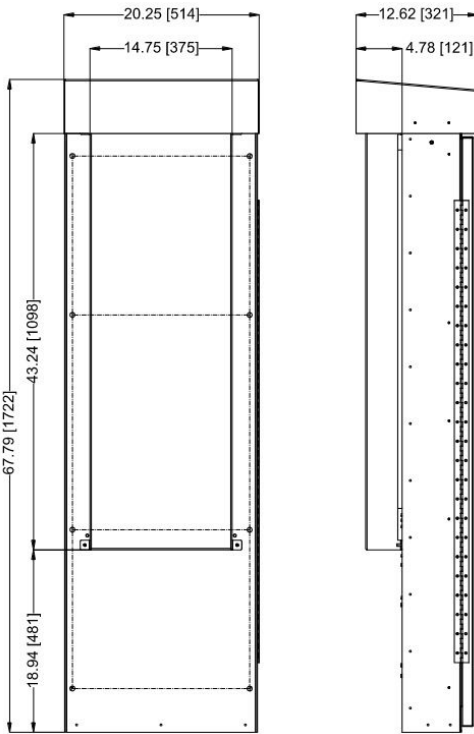
	Single Port	Dual Port
NETWORK SPECIFICATIONS		
Wide Area Network (WAN) Network	Cellular (LTE 4G), Ethernet (RJ-45)	
Interface	OCPP 1.6	
Power Report/Store Interval	Every 60 seconds	
SAFETY & COMPLIANCE SPECIFICATIONS		
Ground Fault Detection	20 mA CCID with Auto Retry	
Ground Monitor	Continuous Monitoring	
Safety Compliance	UL 2594, UL 2231-1/2, UL 489, UL 1998, NEC 625	
Protection	OVP, UVP, OCP, OTP, Short-Circuit Protection	
Short Circuit Current Rating (SCCR)	200kA	
EMC Compliance	FCC Part 15 Class A	
ADA Compliance	Yes	
Energy Star Certified	Yes	
FedRAMP Authorization	In progress	
Buy American Act	Yes	
OPERATIONAL SPECIFICATIONS		
Enclosure Rating	NEMA Type 3R Indoor / Outdoor	
Operating Temperature	-30°C to +50°C (-22°F to +122°F)	
Storage Temperature	-40°C to +85°C (-40°F to +185°F)	
Operating Humidity	0 to 95% Relative Humidity, Non-Condensing	

General Specifications

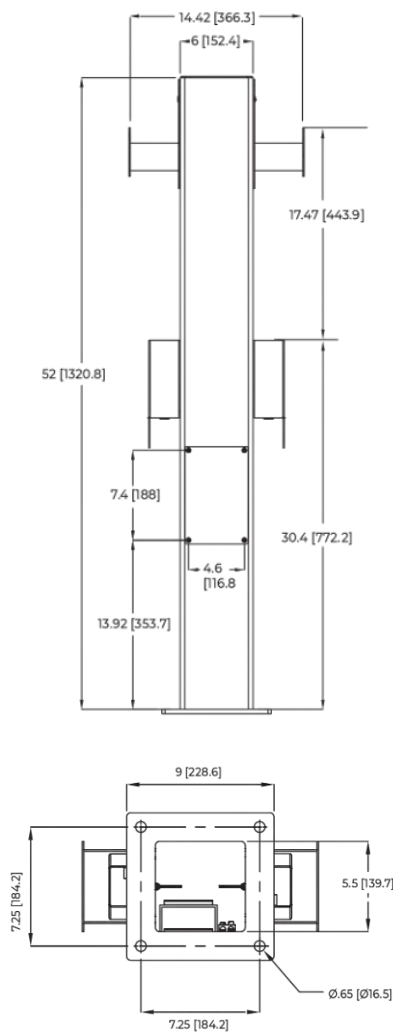
Continued

Power Cabinet (Panel)	Pedestal	Wall Box
DIMENSIONS		
68"H x 20"W x 13"D	52"H x 14.5"W x 6"D	8"H x 6"W x 4"D

Power Cabinet Detail (in mm)



Pedestal Detail (in mm)



Wall Box Detail (in mm)

